
 Eskom	Instruction	Hendrina Power Station
---	-------------	------------------------

Title:	<b>Tender Technical Evaluation Strategy for Lifts Spares Supply</b>	Document Number	<b>380-136279</b>
		Alternative Reference Number	<b>N/A</b>
		Area of Applicability	<b>Engineering</b>
		Documentation Type	<b>Strategy</b>
		Revision	<b>0</b>
		Total Pages	<b>11</b>
		Next Review Date	<b>N/A</b>
		Disclosure Classification:	<b>CONTROLLED DISCLOSURE</b>


Compiled by

  
T. Nkuna

**Snr Advisor - Compliance**

Date: 28/05/2025

Reviewed by

  
N. Mabila

**Engineer -Auxiliary  
Engineering**

Date: 28/05/2025

Reviewed by

  
K. Malebana

**Engineer - Electrical  
Engineering**

Date: 28/05/2025


Maintenance Functional  
Responsibility

  
N. Ngcobo

**Manager - Electrical  
Maintenance**

Date: 28/05/2025

Engineering Functional  
Responsibility

  
R. Lethole

**Manager - Electrical  
Engineering**

Date:

Authorized by

  
L. Ngqendesha

**Manager – Engineering  
Group**

Date: 30/05/2025

## CONTENTS

	Page
<b>1. INTRODUCTION.....</b>	<b>3</b>
<b>2. SUPPORTING CLAUSES .....</b>	<b>3</b>
2 1 SCOPE	3
2 1 1 Purpose	3
2 1 2 Applicability	3
2 2 NORMATIVE/INFORMATIVE REFERENCES	3
2 2 1 Normative	3
2 2 2 Informative	3
2 3 DEFINITIONS	4
2 3 1 Classification	4
2 4 ABBREVIATIONS	4
2 5 ROLES AND RESPONSIBILITIES	4
2 6 PROCESS FOR MONITORING	4
2 7 RELATED/SUPPORTING DOCUMENTS	4
<b>3. TENDER TECHNICAL EVALUATIONSTRATEGY .....</b>	<b>4</b>
3 1 TECHNICAL EVALUATION THRESHOLD	4
3 2 TET MEMBERS	5
3 3 MANDATORY TECHNICAL EVALUATION CRITERIA	6
3 4 LEVEL 2 - QUALITATIVE TECHNICAL EVALUATION CRITERIA	7
TET MEMBER RESPONSIBILITIES	9
3 5 FORESEEN ACCEPTABLE / UNACCEPTABLE QUALIFICATIONS	9
3 5 1 Risks	9
3 5 2 Exceptions / Conditions	10
<b>4. AUTHORISATION .....</b>	<b>11</b>
<b>5. REVISIONS.....</b>	<b>11</b>
<b>6. DEVELOPMENT TEAM .....</b>	<b>11</b>
<b>7. ACKNOWLEDGEMENTS .....</b>	<b>11</b>

## TABLES

Table 1 TET Members	5
Table 2 Mandatory Technical Evaluation Criteria	6
Table 3 Qualitative Technical Evaluation Criteria	7
Table 4 Acceptable Technical Exceptions / Conditions	10
Table 5 Unacceptable Technical Exceptions / Conditions	10

## CONTROLLED DISCLOSURE

When downloaded from the EDMS, this document is uncontrolled and the responsibility rests with the user to ensure it is in line with the authorised version on the system

## **1. INTRODUCTION**

This document has been developed to set the technical evaluation criteria to be used when evaluating the tender submissions for supplying of lifts spares in Hendrina Power Station. The evaluation of the tender will be based on tenderers' ability to meet the requirements specified in this document. A weighted score card approach will be used to evaluate the tenders against the Employers requirements.

Hendrina Power Station came into operation by the end of 1976. It is located on the N11 between Middelburg and Hendrina with coordinates 26 0326° S, 29 5992° E.

## **2. SUPPORTING CLAUSES**

### **2.1 SCOPE**

The scope is for supplying of lifts spares in Hendrina Power Station. The document covers the technical evaluation criteria for supplying of lifts spares in Hendrina Power Station.

#### **2.1.1 Purpose**

The purpose of this tender technical evaluation strategy is to define the Mandatory Evaluation Criteria, Qualitative Evaluation Criteria and TET member responsibilities for the tender technical evaluation. The technical evaluation strategy serves as basis for the tender technical evaluation process.

#### **2.1.2 Applicability**

This document shall apply to Hendrina Power station.

### **2.2 NORMATIVE/INFORMATIVE REFERENCES**

Parties using this document shall apply the most recent edition of the documents listed in the following paragraphs.

#### **2.2.1 Normative**

- [1] 240-168966153 Generation Tender Technical Evaluation Procedure, Rev 1
- [2] 32-1033 Eskom Procurement and Supply Chain Management Policy, Rev 5
- [3] 32-1034 Eskom Procurement and Supply Management Procedure, Rev 5
- [4] 240-76960420 Guideline for Spares Procurement Technical Evaluation and Quality inspection

#### **2.2.2 Informative**

- [5] 240-75850027 Lift Inspection Standard

## **CONTROLLED DISCLOSURE**

When downloaded from the EDMS, this document is uncontrolled and the responsibility rests with the user to ensure it is in line with the authorised version on the system.

## 2.3 DEFINITIONS

Abbreviation	Explanation
Lift	A vertical transportation device used to move people or goods between different floors of a building

### 2.3.1 Classification

**Controlled Disclosure:** Controlled Disclosure to external parties (either enforced by law, or discretionary)

## 2.4 ABBREVIATIONS

Abbreviation	Description
AR	As Required

## 2.5 ROLES AND RESPONSIBILITIES

As per 240-168966153 Generation Tender Technical Evaluation Procedure, Rev 1

## 2.6 PROCESS FOR MONITORING

N/A

## 2.7 RELATED/SUPPORTING DOCUMENTS

N/A

## 3. TENDER TECHNICAL EVALUATION STRATEGY

### 3.1 TECHNICAL EVALUATION THRESHOLD

The minimum weighted final score (threshold) of 70% is required for a tenderer to be considered for next level of evaluation. The 70% is due to that this kind of service requires precision and skill. The evaluation criteria have been broken down into sections and a percentage weighting for each section is allocated. The tenderer must ensure that his/her submissions contain all the relevant data/proof to substantiate the Employer's weighted criteria as populated on table 3.

The evaluation of tenders will be based on the tenderer's ability to meet the requirements specified in the applicable SOW. A weighted score card approach will be used to evaluate the tenders against the Employer's requirements. The following scoring method will be used.

### CONTROLLED DISCLOSURE

When downloaded from the EDMS, this document is uncontrolled and the responsibility rests with the user to ensure it is in line with the authorised version on the system.

The guideline for Qualitative scoring is on the table below

Qualitative Evaluation Criteria Scoring Table

Score	Percentage	Description
5	100	COMPLIANT Meet technical requirement(s) AND No foreseen technical risk(s) in meeting technical requirements
4	80	COMPLIANT WITH ASSOCIATED QUALIFICATIONS Meet technical requirement(s) with, Acceptable technical risk(s) AND/OR Acceptable exceptions AND/OR Acceptable conditions
2	40	NON-COMPLIANT Does not meet technical requirement(s) AND/OR Unacceptable technical risk(s) AND/OR Unacceptable exceptions AND/OR, Unacceptable conditions
0	0	TOTALLY DEFICIENT OR NON-RESPONSIVE

### 3.2 TET MEMBERS

Table 1: TET Members

TET number	TET Member Name	Designation
TET 1	Thabo Nkuna	Snr Adviser Engineering
TET 2	Kendy Nkomo	Technician (Electrical Maintenance)
TET 3	Nhlanhla Mabila	Engineer Prof Engineering (Auxiliary Engineering)

#### CONTROLLED DISCLOSURE

When downloaded from the EDMS, this document is uncontrolled and the responsibility rests with the user to ensure it is in line with the authorised version on the system

**3.3 MANDATORY TECHNICAL EVALUATION CRITERIA**

**Table 2: Mandatory Technical Evaluation Criteria**

N/A		
-----	--	--

### 3.4 LEVEL 2 - QUALITATIVE TECHNICAL EVALUATION CRITERIA

Table 3: Qualitative Technical Evaluation Criteria

Evaluation Criteria				
Qualitative Criteria				
No.	Criteria Description	Weight (100%)	Reference of technical Specifications/Tender Returnable	Scoring criteria
1	Product Data Sheets per line item	20%	Supplier to provide Product Data Sheets for each line as per scope of work and equipment description Score will be measured as per overall total data sheet submitted	5 = 100% All data sheet submitted 4 = 80% - between 80-99% data sheet submitted 2 = 40% - between 40 -70% data sheets submitted 0 = less than 40% data sheet submitted
2	Previous Experience and Customer Satisfaction	20%	Provide a summary report of verifiable list of Lifts spares supplied to Eskom or Related entities in the past 5 years <ul style="list-style-type: none"> <li>Details of spares supplied</li> <li>Purchase order/contract number.</li> </ul> Contact details of client	5 = 100% - 10 previous orders of supply and delivery of spares 4 = 80% - 8 previous orders of supply and delivery of spares 2 = 40% - 4 previous orders of supply and delivery of spares 0 = 0% - non responsive
3	Projects execution plan/Quality control	10%	Demonstrate how tenderer intend on executing the SOW or management of orders/supply/delivery a) Provide typical methodology document detailing how the Tenderer intends on managing the orders, supply, delivery, and defective spares. b) The Tenderer shall indicate how it shall perform quality verifications and stock handling	5 = 100% - Meet technical requirement(s) & no foreseen technical risk(s) in meeting technical requirements and complete list of all spares 4 = 80% - Meet technical requirement(s) with Acceptable technical risk(s)/exceptions and half of the list completed 2 = 40% - Does not meet technical requirement(s) or Unacceptable technical risks/exceptions and quarter of the list complete 0 = 0% TOTALLY DEFICIENT OR NON-RESPONSIVE

**Title: Technical Evaluation Strategy for Lifts Spares Contract**

Document No 380-136279  
Revision 0  
Page 8 of 11

4	Delivery of spares lead times (order placement to delivery at stores)	10%	Document listing delivery timelines for spares on the bill of material	<p>5 = 100% - Delivery timelines of 1-4 weeks of 100% of spares on the BOM</p> <p>4 = 80% - Delivery timelines of 4 -6 weeks of spares on the BOM</p> <p>2 = 40% - Delivery timelines of &gt;6 weeks of spares on the BOM</p> <p>0 = 0% - non-responsive</p>
5	Is the tenderer the OEM for the lift spares to be supplied or has a trading agreement with the OEM?	40%	Letter of support from OEM or trading agreement between the tenderer and OEM, or a letter in the company letter head confirming that they are the manufacturer of lifts spares Letter signed by both parties	<p>5 = 100% agreement letter submitted and signed by both parties</p> <p>0 = 0% No agreement letter submitted</p>
			Total Score	



## **TET MEMBER RESPONSIBILITIES**

**Table 4: TET Member Responsibilities**

<b>Mandatory Criteria Number</b>	<b>TET 1</b>	<b>TET 2</b>	<b>TET 3</b>
1	X	X	X
<b>Qualitative Criteria Number</b>	<b>TET 1</b>	<b>TET 2</b>	<b>TET 3</b>
1	X	X	X
2	X	X	X
3	X	X	X

## **3.5 FORESEEN ACCEPTABLE / UNACCEPTABLE QUALIFICATIONS**

### **3.5.1 Risks**

**Table 5: Acceptable Technical Risks**

<b>Risk</b>	<b>Description</b>
1	N/A
2	

**Table 6: Unacceptable Technical Risks**

<b>Risk</b>	<b>Description</b>
1	No tender returnable
2	
3	

### 3.5.2 Exceptions / Conditions

**Table 4: Acceptable Technical Exceptions / Conditions**

<b>Risk</b>	<b>Description</b>
1	N/A

**Table 5: Unacceptable Technical Exceptions / Conditions**

<b>Risk</b>	<b>Description</b>
1	N/A

#### 4. AUTHORISATION

This document has been seen and accepted by

Name	Designation
Thabo Nkuna	Snr Adviser - Compliance
Nhlanhla Mabila	Engineer Prof Engineering

#### 5. REVISIONS

N/A

#### 6. DEVELOPMENT TEAM

The following people were involved in the development of this document

- Thabo Nkuna
- Nhlanhla Mabila
- Kendy Nkomo

#### 7. ACKNOWLEDGEMENTS

- Bongani Nkosi

#### CONTROLLED DISCLOSURE

When downloaded from the EDMS, this document is uncontrolled and the responsibility rests with the user to ensure it is in line with the authorised version on the system